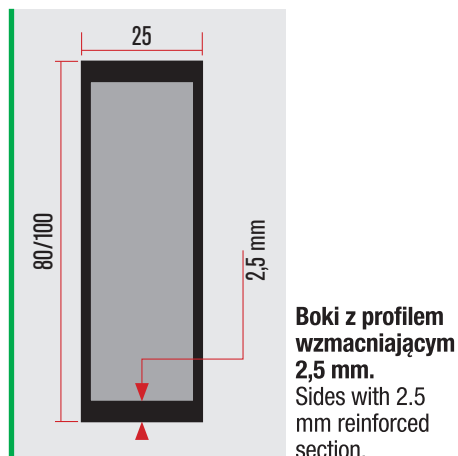



MOD. 150.1

Drabina pojedyncza.
Single ladder.

PL




dane techniczne / technical specifications

| MODEL ITEM | LICZBA STOPNI N. OF RUNGS | WAGA KG. WEIGHT KG. | PRZEKRÓJ PROFILU UPRIGHT SEC. | A. cm | B. cm | C. cm | D. cm |
|------------|---------------------------|---------------------|-------------------------------|-------|-------|-------|-------|
| S1200/E | 7 | 3,8 | 60x25 | 250 | 200 | 42 | |
| S1250/E | 8 | 4,2 | 60x25 | 300 | 250 | 42 | |
| S1300/E | 10 | 5 | 60x25 | 350 | 296 | 42 | |
| S1350/E | 12 | 5,8 | 60x25 | 400 | 350 | 42 | 90 |
| S1400/E | 14 | 7,8 | 80x25 | 450 | 400 | 42 | 90 |
| S1450/E | 15 | 8,7 | 80x25 | 500 | 450 | 42 | 90 |

Opcjonalnie stopnie o szerokości 8 cm (kod GR80)

Optional 8 cm wide rungs (cod GR80)

ZE STABILIZATOREM/ WITH STABILIZER



Specjalny element do mocowania drabiny na dachu.
Special element use to fix the ladder on.

DRABINY I PLATFORMY PROFESJONALNE. PROFESSIONAL LADDERS